

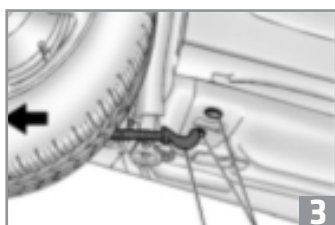



# 2011 VOLT HOW TO TOW


*Volt sits about 2" lower to the ground than many other vehicles requiring special approach to towing.*

## LOADING VOLT ON A FLATBED CARRIER

1. Ensure the vehicle is on a flat surface. If the vehicle is not on a flat surface, use the front torque box openings to pull the vehicle onto a flat surface.
2. The front tires must be properly inflated. If a front tire is low, inflate to the recommended pressure. If a front tire is damaged, replace with a rear tire.
3. Place the tow chain hooks into one of the reinforced front torque box openings located just behind the front wheels.

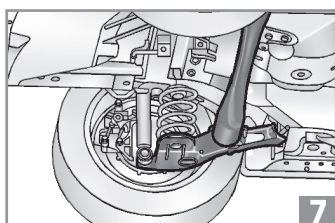
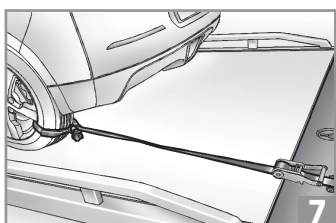


4. Place a 4" x 4" wood beam under the front cradle crossmember and on top of both tow chains to ensure the tow chains do not come in contact with the front fascia.



**IMPORTANT:** Do not attempt to tow a Volt using sling or wheel lift tow equipment. These types of equipment can damage the vehicle's body panels and/or drive unit.

5. Ramps are required for the front fascia to clear the flatbed. Ramp height should be approximately 4".
6. When the front fascia has enough clearance to clear the flatbed, lower the flatbed and finish pulling the vehicle onto the flatbed.
7. Secure the vehicle using nonabrasive straps through all four wheel openings and secure the straps to the flatbed.



## RECOVERY FROM OFF-SHOULDER

**Front** – Attach chains to the front torque box

**Rear** – Wrap a tow strap through one or both rear trailing arms, between the bushing on the torque tube, and pull the vehicle onto a flat surface. DO NOT wrap the tow strap around the rear torque tube.



**IMPORTANT:** When using tow straps to move the vehicle, damage may occur if the tow straps contact the rear fascia. Do not let the tow straps contact the rear fascia.

## TOWING FAQS

- Q** How do you put the Volt into neutral if the shifter is stuck in park?
- A** The only time this should happen is if the 12 volt battery in the vehicle is totally drained. If you find that this is the case, simply jump the 12 volt battery and the shifter should easily come out of park.
- Q** Are the front control arms strong enough to put a nylon strap around it to pull a vehicle?
- A** Absolutely not.
- Q** How are we supposed to hook up this vehicle if the road is crowned (like all small city streets are)?
- A** With the reinforced torque boxes, the Volt can be loaded on a flatbed on any regular street surface.
- Q** What if the vehicle is not on a flat, sterile surface?
- A** Engineering has confirmed that Tow providers will be able to use the reinforced torque boxes as well as the rear trailing arms to pull the Volt on to a level flat surface for loading.
- Q** How would we recover the Volt if the unit is off the shoulder in a ditch or median?
- A** Engineering has confirmed that Tow providers will be able to use the reinforced torque boxes as well as the rear trailing arms to pull the Volt on to a level flat surface for loading.